



茂硕电源科技股份有限公司

MOSO POWER SUPPLY

TECHNOLOGY CO. LTD

MOSO Industrial Park, Nanshan District,
Shenzhen, Guangdong 518108, P. R. China

TEL: 86-755-27657000 27657555

P.C.:518108

FAX: 86-755-27657908

<http://www.mosopower.com>

参考规格书

SPECIFICATION FOR REFERENCE

CUSTOMER/客户: _____

CUSTOMER P.N./客户物料号: _____

MODEL NO./产品型号: MS-T6250J120-075C0

PRODUCT NO./产品编号: SB295-UT0

SAMPLE DATE/送样日期: 2021-11-12

CUSTOMER AUTHORIZED SIGNATURE/客户承认签核		

Please return to us one copy of "SPECIFICATION FOR APPROVAL" with you approved signature./客户确认签字, 盖章后请回传一份承认书给我司.

ADD: MOSO Industrial Park, Nanshan District, Shenzhen, Guangdong
518108, P. R. China

地址:深圳市南山区茂硕科技园

TEL: 86-755-27657000 27657555

P.C.: 518108

FAX: 86-755-27657908

E-mail:moso@mosopower.com

<http://www.mosopower.com>

拟 制:	安规工程师:	项目工程师:	批 准:
------	--------	--------	------

**** Table Of Content/目录 ****

1. SCOPE/简述.....	4
1.1. Description/产品类型.....	4
2. Input Characteristics/输入特性.....	4
2.1. Input Voltage & Frequency/输入电压与频率.....	4
2.2. Input AC Current/AC 输入电流.....	4
2.3. Inrush Current (cold start)/浪涌电流(冷启动).....	4
2.4. Type Efficiency/典型效率.....	4
2.5. Energy Consumption /空载功耗.....	4
3. Output Characteristics/输出特性.....	4
3.1. Static Output Characteristics <Vo & R+N>/静态输出特性.....	4
3.2. Line/ Load Regulation/线性/负载调整率.....	5
3.3. Turn - on Delay Time/开机延迟时间.....	5
3.4. Hold-up Time/关机维持时间.....	5
3.5. Rise Time/上升时间.....	5
3.6. Fall Time/下降时间.....	5
3.7. Output Overshoot / Undershoot/输出过冲/欠冲.....	5
3.8. Output Load Transient Response/输出负载瞬态响应.....	5
4. Protection Requirements/保护要求.....	5
4.1. Over Power Protection/过载保护.....	5
4.2. Short Circuit Protection/短路保护.....	5
4.3. Over Voltage Protection/过压保护.....	5
5. Environment Requirements/环境要求.....	6
5.1. Operating Temperature and Relative Humidity/操作温/湿度要求.....	6
5.2. Storage Temperature and Relative Humidity/存储温/湿度要求.....	6
5.3. Sea level shall be low 2.000 meters/低于 2000 米.....	6
5.4. Vibration/振动.....	6
6. Reliability Requirements/可靠性要求.....	6
6.1. Burn-in/煲机.....	6
6.2. MTBF : $\geq 265K$ hrs. MIL-HDBK-217F (25°C).....	6
7. EMI/EMS Standards/EMI/EMS 标准.....	6
7.1. EMI Standards/EMI 标准.....	6
7.2. EMS Standards/EMS 标准.....	6
7.2.6. Assessment criteria /评估标准.....	7
8. Safety Standards/安规标准.....	8
8.1. Dielectric Strength(Hi-pot)/介电耐压强度(高压).....	8
8.2. Leakage Current/漏电流.....	8
8.3. Insulation Resistance/绝缘阻抗.....	8



茂硕电源科技股份有限公司

MOSO POWER SUPPLY
TECHNOLOGY CO. LTD

MOSO Industrial Park, Nanshan District,
Shenzhen, Guangdong 518108, P. R. China
TEL: 86-755-27657000 27657555
P.C:518108
FAX: 86-755-27657908
<http://www.mosopower.com>

8.4. Regulatory Standards/安规标准	8
9. Mechanical Outline Drawing/外观示意图	9
10. I/O Marking Drawing/铭牌示意图	10
11. Packing instructions/包装说明	11

1. SCOPE/简述

The document detail the electrical, mechanical and environmental specifications of a SMPS, the power supply provide 75W continuous output power.

资料详细描述了一款 **75W** (连续输出功率)开关电源的电气性,结构性及环境等要求。

The power supply shall meet the **RoHS** requirement.

此款电源符合 **RoHS** 要求.

1.1.Description/产品类型

- SMPS Adaptor(Wall mount)/插墙式适配器 SMPS Adaptor(Desk-top)/桌面型适配器
 Open Frame/开放式结构 SMPS Unit (With Case)/带铁壳型
 Others/其他

2. Input Characteristics/输入特性

2.1.Input Voltage & Frequency/输入电压与频率

The range of input voltage is from 90Vac to 264Vac single phase,

输入电压范围: 从 **90Vac** 到 **264Vac**, 单相输入。

	Minimum/最小	Nominal/额定值	Maximum/最大
Input Voltage/输入电压	90Vac	100Vac~240Vac	264Vac
Input Frequency/输入频率	47Hz	50Hz /60Hz	63Hz

2.2.Input AC Current/AC 输入电流

Input Voltage/输入电压	100Vac~240Vac	Full load
Input AC Current/AC 输入电流	2A Max	Full load

2.3.Inrush Current (cold start)/浪涌电流(冷启动)

The energy of inrush current should not be over the I²T of fuse & bridge diodes.

冷启动时, 浪涌能量不能超过整流桥和保险丝的 I²T, 且不能有损坏。

2.4.Type Efficiency/典型效率

84.5% min. @230Vac/50Hz input (@full load).

输入电压 **230V/50Hz** 时, 满载时,效率不低于 **84.5%**。

2.5.Energy Consumption /空载功耗

No load Consumption ≤0.21W(230Vac/50Hz).

在额定输入 **230Vac/50Hz** 时,空载功耗≤**0.21W**。

3. Output Characteristics/输出特性

3.1.Static Output Characteristics <Vo & R+N>/静态输出特性

Output Rate	Rated Load/额定负载		Output Range 输出电压范围	R+N 纹波与噪声	Remark 备注
	Min. Load	Rate.Load			
+12 V	0.0A	6.25A	11.4V~ 12.6V	120mVp-p	115/230V

Ripple & Noise: Measurement is done by 20MHz bandwidth oscilloscope and the output paralleled a 0.1uF ceramic capacitor and a 10uF electrolytic capacitor. (test under the condition of rated input and rated output).

纹波与噪声: 量测时示波器选用 **20MHz** 带宽限制,输出端要并联一颗 **0.1uF** 的陶瓷电容和一颗 **10uF** 的

电解电容. (在额定输入及输出的条件下检测)。

3.2.Line/ Load Regulation/线性/负载调整率

Output	Load Condition/负载条件		Line Regulation	Load Regulation	Remark
Rate	Min. Load	Rate.Load	线性调整率	负载调整率	备注
+12 V	0.0A	6.25A	± 5%	± 5%	

3.3.Turn - on Delay Time/开机延迟时间

3S max. @115Vac to 230Vac input & Full load.

输入电压 115Vac to 230Vac 满载时, 开机延迟时间不超过 3S。

3.4.Hold-up Time/关机维持时间

16mS min. @ Full load &230Vac/50Hz input turn off at worst case.

输入电压 230Vac/50Hz 满载时, 关机时间最差情况不小于 16 毫秒。

3.5.Rise Time/上升时间

30 mS max @Full load/满载.

3.6.Fall Time/下降时间

30 mS max. @ Full load/满载.

3.7.Output Overshoot / Undershoot/输出过冲/欠冲

10 % max. When the power on or off, when it is the full input voltage and full load.

开关机时, 输出过冲/欠冲均不大于 10%。

3.8.Output Load Transient Response/输出负载瞬态响应

Output voltage within 10.8V~13.2V for load step from 25% to 50% to 25%,50% to 75% to 50% R/S: 0.25A/uS, Transient Response Recovery Time :200uS, Dynamic response overshoot 10%.

输出电压在 10.8V~13.2V 之间,负载变化: 从 25% to 50% to 25%, 50% to 75% to 50%斜率: 0.25A/uS, 动态响应恢复时间: 200uS, 动态响应过冲±10%。

4. Protection Requirements/保护要求

4.1.Over Power Protection/过载保护

Over Power Point Limited/过载点限制: 110%~150%Full load (@115/230Vac)

The output shall hiccup when the over power applied to the output rail, and shall be auto-recovery when the fault condition is removed.

当过电流时,输出将进入打嗝模式,当过流情况解除后,产品将会自动恢复正常。

4.2.Short Circuit Protection/短路保护

The input power shall decrease when the output rail short, the power supply shall no damage, and shall be auto-recovery when the fault condition is removed.

当输出短路时,产品输入功率降低且不会损伤,当短路情况解除后,产品将会自动恢复正常。

4.3.Over Voltage Protection/过压保护

The power supply has to be protected against over voltage conditions. No damage allowed. The power supply must come back to nominal working without on/off powering after removal of the over voltage condition.

当过压保护时,产品输出功率不会损伤,当过压情况解除后,产品恢复正常。

5. Environment Requirements/环境要求

5.1. Operating Temperature and Relative Humidity/操作温/湿度要求

0°C to +40°C

10%RH to 90%RH

5.2. Storage Temperature and Relative Humidity/存储温/湿度要求

-20°C to +80°C

5%RH to 95%RH non-condensing

5.3. Sea level shall be low 2.000 meters/低于 2000 米.

5.4. Vibration/振动

10 ~ 500Hz, 5G 10 minutes/cycle, X, Y, Z axis each 60 minutes.

10 ~ 500Hz, 5G 10 分钟/周期, X、Y、Z 轴各 60 分钟

6. Reliability Requirements/可靠性要求

6.1. Burn-in/煲机

The power supply shall be burn-in for 2 Hours under normal input and 80% rated load at 40°C ± 5°C.

产品至少要在 40°C ± 5°C 的环境及 80% 额定负载条件下煲机 2 小时.

6.2. MTBF : ≥ 265K hrs. MIL-HDBK-217F (25°C)

7. EMI/EMS Standards/EMI/EMS 标准

7.1. EMI Standards/EMI 标准

EN55032 EN55035 GB/T9254 GB17625.1

FCC Part 15 Subpart B Class B

7.2. EMS Standards/EMS 标准

7.2.1. EN 61000-4-2, electrostatic discharge(ESD) requirement/静电抗扰度要求

Discharge characteristic/静电规格	Test level/测试条件	Test criteria/测试标准
Air discharge/空气放电	+/- 8KV	A
Contact discharge/接触放电	+/- 4KV	A

7.2.2. EN 61000-4-3, radiated electromagnetic field susceptibility(rs)/辐射骚扰场强

Test level/测试条件	Test criteria/测试标准
10V/m (r.m.s)	A
30-1000MHz, 80%AM(1KHz) sine-wave	

7.2.3. EN 61000-4-4, electric fast transients(burst) immunity requirement/电快速瞬变脉冲群

Coupling/测试端口	Test level/测试条件	Test criteria/测试标准
AC-input/交流输入	0.5KV	A
AC-input/交流输入	1KV	A

7.2.4. EN 61000-4-5, surge capability requirement/浪涌抗扰度要求

Surge voltage/雷击电压	Test criteria/测试标准
Common mode/共模 +/- 4KV	A

Differential mode/差模 +/-2KV	
-----------------------------	--

7.2.5.EN 61000-4-6, Induced radio frequency fields conducted disturbances immunity requirement/电源端子传导骚扰实验

Test level/测试条件	Test criteria/测试标准
3V	A
0.15-30 MHz,80%AM(1KHz)	

7.2.6. Assessment criteria /评估标准

Acceptance criteria 可接受标准	Performance 性能
A	Agreed operational behavior within the specified limits 性能不允许变化；如果性能会发生变化，则变化的范围在产品规格书规定的范围内。
B	Time limited functional diminishment or malfunction during the tests is permitted. The function is self-reactivated by the unit following completion of the tests. 设备在测试过程中,性能降低允许在产品规格书要求范围内,干扰消除后,设备能恢复正常,不允许出现复位和任何方式的人工干预。
C	Malfunction is permitted .The function can be reactivated either by reconnection to the mains or by operator intervention. 在测试过程中，设备允许出现业务中断，测试完毕后允许自行恢复或者人工干预恢复（包括硬件上干预）；测试中只允许初级防护器件损坏，并且更换损坏的初级防护器件后，设备能恢复正常

8. Safety Standards/安规标准**8.1.Dielectric Strength(Hi-pot)/介电耐压强度(高压)**

I/P- O/P: 3KVac / 5 mA max. / 60 second .

输入对输出: 3KVac / 5mA max. / 60 秒.

I/P-FG: 2KVac / 5 mA max. / 60 second .

输入对地: 2KVac / 5 mA max. / 60 秒

O/P-FG: 0.5K Vac / 5 mA max. / second.

输出对地: 0.5KVac / 5 mA max. / 60 秒.

8.2.Leakage Current/漏电流

2.0mA max. at 264Vac / 50Hz./输入 264V AC,漏电流小于 2.0mA

8.3.Insulation Resistance/绝缘阻抗

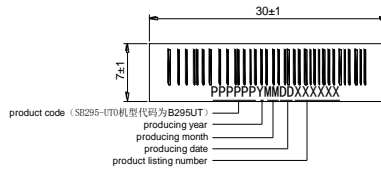
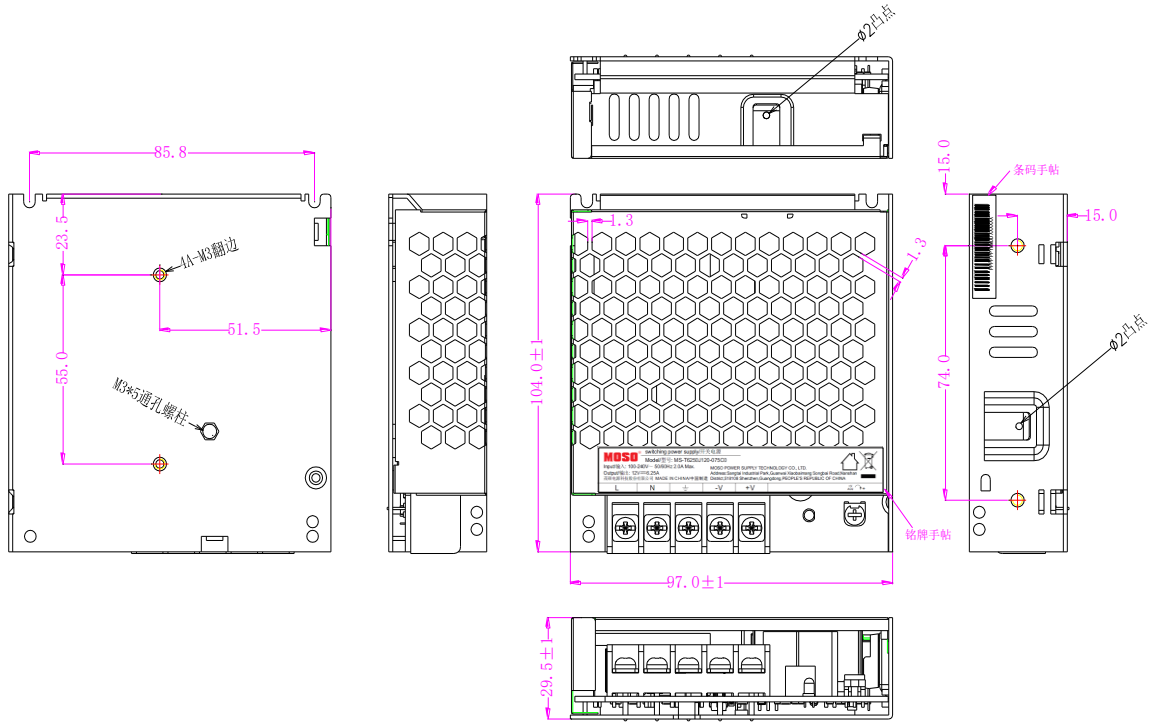
100MΩ min. at primary to secondary add 500Vdc test voltage.

在初级与次级间加 500Vdc 进行测试.

8.4.Regulatory Standards/安规标准

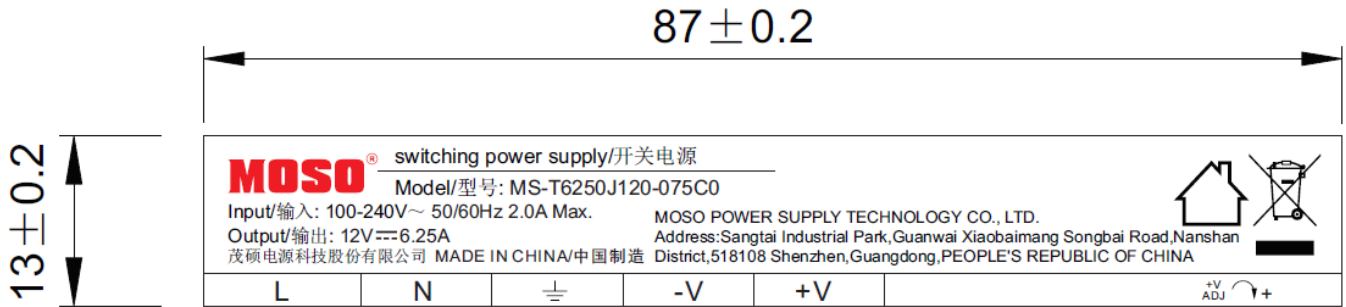
Type/安规	Country/国家	Standard/标准	State/状况	Note/备注
CCC	China	GB4943.1	Meet	
UL	USA	UL62368-1	Meet	

9. Mechanical Outline Drawing/外观示意图



- 备注:
 1. 材质:PET
 2. 白底黑字(公司内部打印)
 3. 条码类型:CODE 128
 4. 共用料号:323020002

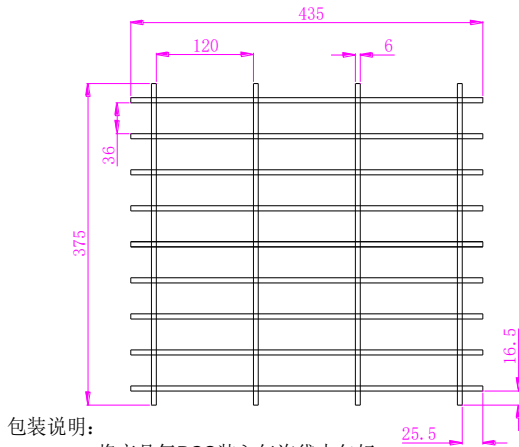
10. I/O Marking Drawing/铭牌示意图



备注:

- 1.材质:50#消银龙+光膜
 - 2.颜色:银底黑字 (LOGO 红色)
 - 3.符合REACH,ROHS 与MOSO环保要求
 - 4.The size of garbage bin is no less than 7mm
 - 5.The size of "回" mark and CE mark is no less than 5mm.
- 背胶耐温90°C,96h内不翘角,不脱落,不起泡.

11. Packing instructions/包装说明



包装说明:

一、将产品每PCS装入气泡袋中包好，再将包装的产品放入刀卡槽中，每层装24PCS，共装3层，每箱装72PCS

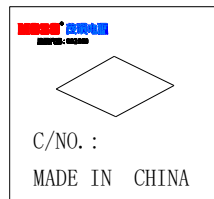
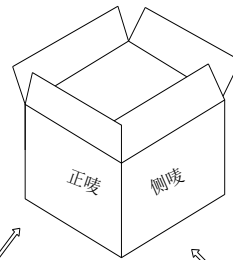
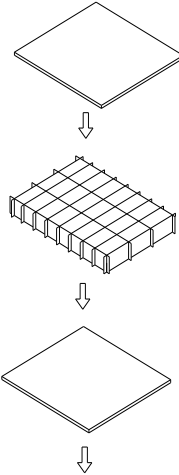
即：24pcs/层*3层=72PCS/箱

二、包装材料使用说明为：

- 1、组合刀卡用量：3PCS
- 2、气泡袋200*165用量：72PCS
- 3、平卡435*375用量：4PCS
- 4、纸箱450*390*335：1PCS

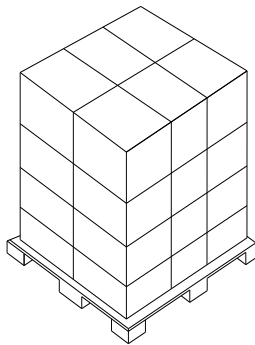
三、栈板堆放说明为：

- 1、栈板尺寸为：
L1200*W950*H135mm
- 2、每层放2行*3列=6箱
- 3、竖直堆放4层*6箱共24箱

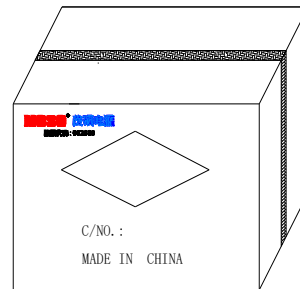


P/O NO.
ITEM NO.
QTY
G.W. : N.W. :
CTN SIZE:

纸箱的外尺寸：450L*390W*335H



栈板堆放示意图



产品装入包装箱用胶袋封箱，位置参考图中所示。

气泡袋包装要求： 气泡袋不用胶带封口；

气泡袋用胶带封口；

其它要求；

备注：若客户未进行选择气泡袋包装要求或备注时，
我司默认采用气泡袋不用胶带封口包装方式。