

# 参考规格书

## SPECIFICATION FOR REFERENCE

<b>CUSTOMER:</b> 客 户:	
<b>CUSTOMER P.N.:</b> 客户料号:	
<b>MODEL NO.:</b> 产品型号:	V40-ZA680R190-320A0-E
<b>PRODUCT NO.:</b> 产品编号:	SCXXX-E0
<b>SAMPLE DATE:</b> 送样日期:	2025-08-05

<b>CUSTOMER AUTHORIZED SIGNATURE</b> 客户承认签核		

Please return to us one copy of "SPECIFICATION FOR APPROVAL"  
with you approved signature.

客户确认签字，盖章后请回传一份承认书给我司。

**ADD: MOSO Industrial Park, Nanshan District, Shenzhen, Guangdong  
518108, P. R. China**

地址:深圳市南山区茂硕科技园

**TEL: 86-755-27657000 27657555**

**P.C.: 518108**

**FAX: 86-755-27657908**

**E-mail:moso@mosopower.com**

**<http://www.mosopower.com>**

<b>MANUFACTURER AUTOGRAPH</b> 制造商签名			
<b>Reviser</b> 修订	<b>Confirm</b> 确认	<b>Checked</b> 审查	<b>Approval</b> 批准



**\*\* Table Of Content/目录 \*\***

1. SCOPE .....	4
1.1. Description /类型 .....	4
1.2. Green Requirements/环保要求 .....	4
2. Input Characteristics/输入特性 .....	4
2.1. Input Voltage & Frequency/输入电压与频率 .....	4
2.2. Input AC Current/AC 输入电流 .....	4
2.3. Inrush Current (cold start)/浪涌电流(冷启动) .....	4
2.4. Averaged Efficiency/平均效率 .....	5
2.5. Energy Consumption /空载功耗 .....	5
3. Output Characteristics/输出特性 .....	5
3.1. Static Output Characteristics <Vo & R+N>/静态输出特性 .....	5
3.2. Line/ Load Regulation/线性/负载调整率 .....	5
3.3. Turn - on Delay Time/开机延迟时间 .....	5
3.4. Hold-up Time/关机维持时间 .....	5
3.5. Rise Time/上升时间 .....	5
3.6. Fall Time/下降时间 .....	5
3.7. Output Overshoot / Undershoot/输出过冲/欠冲 .....	5
3.8. Output Load Transient Response/输出负载瞬态响应 .....	6
4. Protection Requirements/保护要求 .....	6
4.1. Over Current Protection/过流保护 .....	6
4.2. Short Circuit Protection/短路保护 .....	6
4.3. Over Voltage Protection/过压保护 .....	6
5. Environment Requirements/环境要求 .....	6
5.1. Operating Temperature and Relative Humidity/操作温/湿度要求 .....	6
5.2. Storage Temperature and Relative Humidity/存储温/湿度要求 .....	6
5.3. Vibration/振动 .....	6
6. Reliability Requirements/可靠性要求 .....	6
6.1. Burn-in/煲机 .....	6
6.2. MTBF .....	7
7. EMI/EMS Standards/EMI/EMS 标准 .....	7
7.1. EMI Standards/EMI 标准 .....	7
7.2. EMS Standards/EMS 标准 .....	7
8. Safety Standards/安规标准 .....	9
8.1. Dielectric Strength(Hi-pot)/介电耐压强度(高压) .....	9
8.2. Leakage Current/漏电流 .....	9
8.3. Insulation Resistance/绝缘阻抗 .....	9
8.4. Earthing Resistance/接地阻抗测试 .....	9

8.5. Regulatory Standards/安规标准 .....	9
9. 电解电容寿命要求 .....	10
10. 环保要求 .....	10
11. Mechanical Outline Drawing/外观示意图 .....	11
12. I/O Marking Drawing/铭牌示意图 .....	12
13. Package Drawing/包装示意图 .....	13

## 1. SCOPE

The document detail the electrical, mechanical and environmental specifications of a SMPS, the power supply provide 320W continuous output power.

资料详细描述了一款 320W (连续输出功率)开关电源的电气性,结构性及环境等要求.

The power supply shall meet the HSF requirement.

此款电源符合 HSF 要求.

### 1.1.Description /类型

- SMPS Adaptor(Wall mount)/插墙式适配器       SMPS Adaptor(Desk-top)/桌面型适配器  
 Open Frame/开放式结构       SMPS Unit (With Case)/带铁壳型  
 Others/其他

### 1.2.Green Requirements/环保要求

- RoHS:2011/65/EU & (EU) 2015/863;  
 REACH:1907/2006/EC;  
 Halogen-free:IEC 61249-2-21;  
 CA Prop 65;  
 POPs:(EU)2023/1608;  
 PAHs: 2005/69/EC;  
 Packaging Directive:94/62/EC;  
 US EPA Toxic Substances Control Act (TSCA);  
 MOSO Environmental standards: WI-QM006-G;  
 Others

## 2. Input Characteristics/输入特性

### 2.1.Input Voltage & Frequency/输入电压与频率

The range of input voltage is from 90Vac to 264Vac single phase.

输入电压范围: 从 **90Vac** 到 **264Vac**, 单相输入.

	Minimum/最小	Nominal/额定值	Maximum/最大
Input Voltage/输入电压	90Vac	100 Vac~ 240 Vac	264Vac
Input Frequency/输入频率	47 Hz	60 Hz/ 50Hz	63Hz

### 2.2.Input AC Current/AC 输入电流

Input Voltage /输入电压	100Vac	240Vac	With Full load
Input AC Current /AC 输入电流	4.5A Max	2.5A Max	

### 2.3.Inrush Current (cold start)/浪涌电流(冷启动)

The energy of inrush current should not be over the I<sup>2</sup>T of fuse & bridge diodes.

冷启动时, 浪涌能量不能超过整流桥和保险丝的 I<sup>2</sup>T, 且不能有损坏.

### 2.4.Averaged Efficiency/平均效率

89% min. @115Vac/60Hz&230Vac/50HZ input (@25%, 50%, 75% and 100% of max load)

输入电压 115Vac/60Hz 和 230Vac/50Hz,时, 25%、50%、75%和 100%载时的平均效率不低于 89%

### 2.5.Energy Consumption /空载功耗

No load Consumption ≤0.35W(230Vac/50Hz).

在额定输入 230Vac/50Hz 时,空载功耗≤0.35W.

## 3. Output Characteristics/输出特性

### 3.1.Static Output Characteristics <Vo & R+N>/静态输出特性

Output Rate	Rated Load/额定负载		Output Range 输出电压范围	R+N 纹波与噪声	Remark 备注
	Min. Load	Rate.Load			
+19V	0.0A	16.8A	17.1~20.9V	250mVp-p	115-230V

Ripple & Noise: Measurement is done by 20MHz bandwidth oscilloscope and the output paralleled a 0.1uF ceramic capacitor and a 10uF electrolytic capacitor. (test under the condition of rated input and rated output).

纹波与噪声: 量测时示波器选用 20MHz 带宽限制,输出端要并联一颗 0.1uF 的陶瓷电容和一颗 10uF 的电解电容. (在额定输入及输出的条件下检测).

### 3.2.Line/ Load Regulation/线性/负载调整率

Output Rate	Load Condition/负载条件		Line Regulation 线性调整率	Load Regulation 负载调整率	Remark 备注
	Min. Load	Rate. Load			
+19V	0.0A	16.8A	± 5%	± 5 %	

### 3.3.Turn - on Delay Time/开机延迟时间

3S max. @115Vac to 230Vac input & Full load.

输入电压 115Vac to 230Vac 满载时, 开机延迟时间不超过 3S。

### 3.4.Hold-up Time/关机维持时间

5mS min. @ Full load &230Vac/50Hz input turn off at worst case

输入电压 230Vac/50Hz 满载时, 关机时间最差情况不小于 5 毫秒。

### 3.5.Rise Time/上升时间

50 mS max. @ Rated load.

额定负载时, 上升时间不超过 50 毫秒。

### 3.6.Fall Time/下降时间

50 mS max. @ Full load.

满载时, 下降时间不超过 50 毫秒。

### 3.7.Output Overshoot / Undershoot/输出过冲/欠冲

10% max. When the power on or off, when it is the full input voltage and full load.

开关机时, 输出过冲/欠冲均不大于 10%。

### 3.8. Output Load Transient Response/输出负载瞬态响应

Output voltage within 17.1~20.9V for load step from 25% to 50% to 25%,50% to 75% to 50% R/S: 0.25A/uS, Transient Response Recovery Time :200uS , Dynamic response overshoot 10%.

输出电压在 17.1~20.9V 之间,负载变化: 从 25% to 50% to 25%, 50% to 75% to 50%斜率: 0.25A/uS, 动态响应恢复时间: 200uS, 动态响应过冲±10%.

## 4. Protection Requirements/保护要求

### 4.1. Over Current Protection/过流保护

Over Current Point Limited/过流点限制: (输入电压 100/60Hz-240Vac/50Hz,  $I_o > 18.5A$ )

The output shall hiccup when the over current applied to the output rail, and shall be auto-recovery when the fault condition is removed.

当过电流时,输出将进入打嗝模式,当过流情况解除后,产品将会自动恢复正常.

### 4.2. Short Circuit Protection/短路保护

The input power shall decrease when the output rail short, the power supply shall no damage, and shall be auto-recovery when the fault condition is removed.

当输出短路时,产品输入功率降低且不会损伤,当短路情况解除后,产品将会自动恢复正常.

### 4.3. Over Voltage Protection/过压保护

The power supply has to be protected against over voltage conditions. No damage allowed. The power supply must come back to nominal working the AC voltage will be restarted after removal of the over voltage condition. OVP:35Vmax

当过压保护时,产品输出功率不会损伤,当过压情况解除后,重启 AC 电压,产品恢复正常。OVP:35V max

## 5. Environment Requirements/环境要求

### 5.1. Operating Temperature and Relative Humidity/操作温/湿度要求

0°C to +40°C

10%RH to 90%RH

### 5.2. Storage Temperature and Relative Humidity/存储温/湿度要求

-30°C to +80°C

10%RH to 95%RH non-condensing @ Sea level shall be low 2,000 meters/低于 2,000 米.

### 5.3. Vibration/振动

10 to 300Hz sweep at a constant acceleration of 1.0G(Breadth: 3.5mm) for 1Hour for each of the perpendicular axes X, Y, Z.

扫描频率: 10 to 300Hz, 加速度: 1.0G(位移: 3.5mm), X, Y, Z 三垂直坐标轴向各振动 1 小时.

## 6. Reliability Requirements/可靠性要求

### 6.1. Burn-in/煲机

The power supply shall be burn-in for 2 Hours under normal input and 80% rated load at 40°C ± 5°C.

产品至少要在 40°C ± 5°C 的环境及 80% 额定负载条件下煲机 2 小时.

## 6.2.MTBF

The MTBF of power supply shall be over than 50,000H @ 25°C 100% load. Test standard: SR-332.

平均间隔故障时间: 在 25°C, 额定输入与满载条件下, 至少工作 50,000 小时。测试标准: SR-332.

## 7. EMI/EMS Standards/EMI/EMS 标准

### 7.1.EMI Standards/EMI 标准

FCC Part 15	CLASS B	CISPR 22
EN55032	CLASS B	

### 7.2.EMS Standards/EMS 标准

7-2-1 EN 61000-4-2,electrostatic discharge(ESD) requirement/静电抗扰度要求

Discharge characteristic/静电规格	Test level/测试条件	Test criteria/测试标准
Air discharge/空气放电	+/-8 KV	B
Contact discharge/接触放电	+/-4 KV	B

7-2-2 EN 61000-4-3,radiated electromagnetic field susceptibility(rs)/辐射骚扰场强

Test level/测试条件	Test criteria/测试标准
3V/m (r.m.s)	A
30-1000MHz,80%AM(1KHz) sine-wave	

7-2-3 EN 61000-4-4,electric fast transients(burst) immunity requirement/电快速瞬变脉冲群

Coupling/测试端口	Test level/测试条件	Test criteria/测试标准
AC-input/交流输入	0.5KV	B
AC-input/交流输入	1KV	B

7-2-4 EN 61000-4-5,surge capability requirement/浪涌抗扰度要求

Surge voltage/雷击电压	Test criteria/测试标准
Common mode/共模 +/- 4KV	B
Differential mode/差模 +/-2KV	

7-2-5 EN 61000-4-6, Induced radio frequency fields conducted disturbances immunity requirement/电源端子传导骚扰实验

Test level/测试条件	Test criteria/测试标准
3V	A
0.15-30 MHz,80%AM(1KHz)	

7-2-6 谐波 Harmonic: EN61000-3-2

Test level/测试条件	Test criteria/测试标准
AC-input/交流输入 220V	B
DC-output/直流输出 FULL LOAD	

7-2-7 Assessment criteria /评估标准

Acceptance criteria 可接受标准	Performance 性能
A	Agreed operational behavior within the specified limits 性能不允许变化；如果性能会发生变化，则变化的范围在产品规格书规定的范围内。
B	Time limited functional diminishment or malfunction during the tests is permitted. The function is self-reactivated by the unit following completion of the tests. 设备在测试过程中,性能降低允许在产品规格书要求范围内,干扰消除后,设备能恢复正常,不允许出现复位和任何方式的人工干预。
C	Malfunction is permitted .The function can be reactivated either by reconnection to the mains or by operator intervention. 在测试过程中，设备允许出现业务中断，测试完毕后允许自行恢复或者人工干预恢复（包括硬件上干预）；测试中只允许初级防护器件损坏，并且更换损坏的初级防护器件后，设备能恢复正常

## 8. Safety Standards/安规标准

### 8.1.Dielectric Strength(Hi-pot)/介电耐压强度(高压)

Primary to Secondary: 1800Vac / 10mA max. / 60 second.

初级对次级: 1800Vac / 10mA max. / 60 秒(安规试验) .

Primary to Secondary: 1800Vac / 10mA max. / 3 S.

初级对次级: 1800Vac / 10mA max. / 3 秒(生产作业).

### 8.2.Leakage Current/漏电流

0.5mA max. at 264Vac / 60Hz.

### 8.3.Insulation Resistance/绝缘阻抗

100MΩ min. at primary to secondary add 500Vdc test voltage.

在初级与次级间加 500Vdc 进行测试.

### 8.4.Earthing Resistance/接地阻抗测试

Earthing Resistance : <0.1Ω at 12VDC/25A/1S.

(未装壳前,在 AC 接地 PIN 与 PCB PE 之间测试,压壳后不测试.)

### 8.5.Regulatory Standards/安规标准

Type/安规	Country/国家	Standard/标准	State/状况	
CE	Europe	EN62368-1	MEET	

## 9. 电解电容寿命要求

E-caps lifetime/电容寿命

The E-caps used in this PSU must be with lifetime of 26280 Hours @25°C under 100% load and 115V/230VAC input condition.

在 25°C 的条件下, 输入电压 115V/230Vac, 满载情况下, 电容寿命满足 26280 小时

## 10. 环保要求

RoHS

MEET 2011/65/EU directive and its amendment(EU)2015/863

符合 2011/65/EU 指令及其修正案 (EU) 2015/863

Meet EU94/62/EC directive

符合 2011/65/EC 指令

REACH

Meet EU 2012/19/EC directive

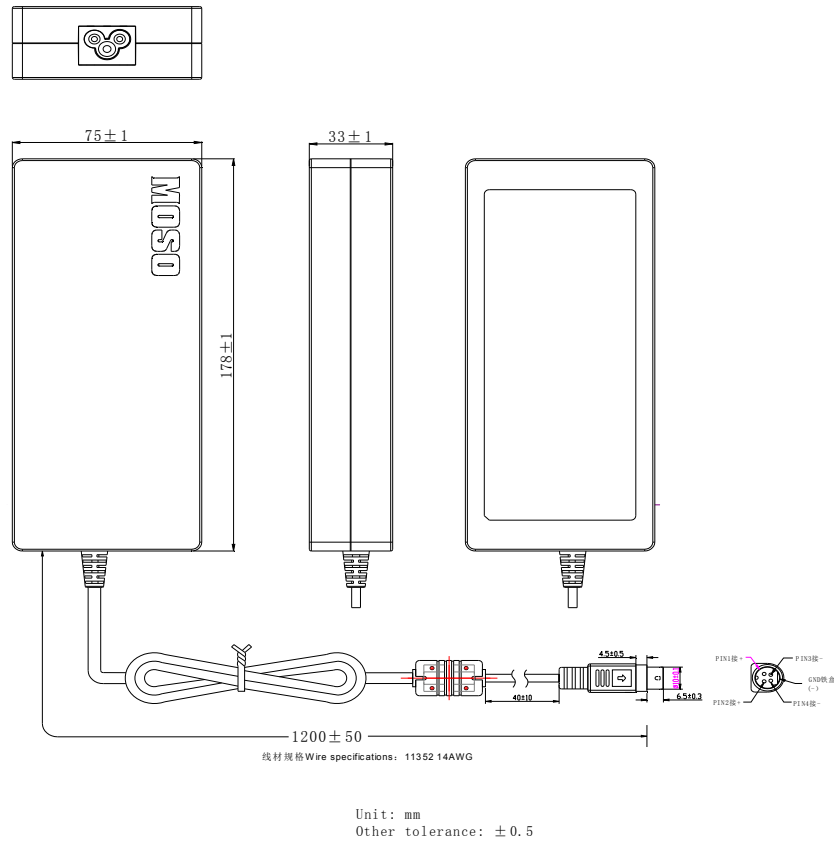
符合欧盟 2012/19/EU 指令

WEEE(Waste Electrical and Electronic Equipment)

Meet EU 2012/19/EU directive

符合欧盟 2012/19/EU 指令

## 11. Mechanical Outline Drawing/外观示意图



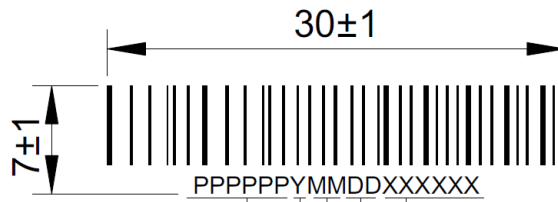
线材型号: UL11352;14#;1.2米;带磁环;4PIN;航空母头带螺母;  
SR为MSW-SR58-1;黑色(1101M);OD:∅ 5.3MM

## 12. I/O Marking Drawing/铭牌示意图



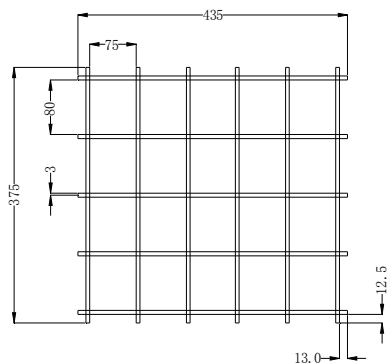
Remark:

- Above label is laser engraved.
- The dimension of garbage bin mark can NOT less than 7mm.



- product code(产品编码:实际S编码后六位, 如SC226-E0,取C226E0)
- producing year(产品实际生产年份,年份最后一位, 如2025年, 取5)
- producing month(产品实际生产月份, 如11月, 取11)
- producing date(产品实际生产日期, 如12日, 取12)
- product listing number(产品序列号,000001-999999)

### 13. Package Drawing/包装示意图



包装说明:

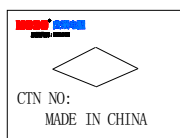
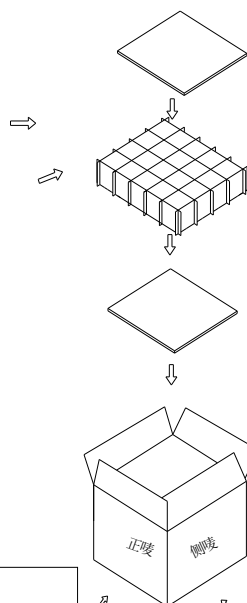
- 一、将产品每PCS装入袋子中包好，再将包装的产品放入刀卡槽中，每层装20PCS，共装1层，每箱装20PCS  
即：20pcs/层\*1层=10PCS/箱

二、包装材料使用说明为:

- 1、组合刀卡435\*375\*210mm用量: 1PCS
- 2、PE袋250\*140mm用量: 20PCS
- 3、平卡435\*375mm用量: 2PCS
- 4、纸箱450\*390\*235mm: 1PCS

三、栈板堆放说明为:

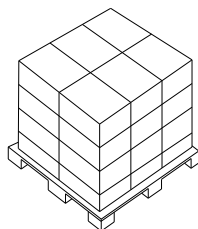
- 1、栈板尺寸为: L1200\*W950\*H135mm
- 2、每层放3行\*2列=6箱
- 3、竖直堆放4层\*6箱共24箱



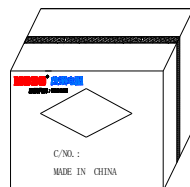
P/O NO.  
ITEM NO.  
QTY  
G. W. : N. W. :  
CTN SIZE:

450\*390\*235MM

纸箱的外尺寸: 450L\*390W\*235H



栈板堆放示意图




产品装入包装箱用胶袋封箱, 位置参考图中所示.

气泡袋包装要求:  气泡袋不用胶带封口;

气泡袋用胶带封口;

其它要求;

备注: 若客户未进行选择气泡袋包装要求或备注时,  
我司默认采用气泡袋不用胶带封口包装方式.

CUSTOMER:		XXXXXXXXXX		●	客户名称, 业务提供
P/O NO.:		XXXXXXXXXX		●	生产订单号, 业务提供
MODEL NAME:		XXXXXXXXXX/XXXXXXXXXX		●	产品编码, 含11编码和S编码
ITEM NO.:		XXXXXXXXXXXXXXXXXXXX		●	若客户无要求, 依规格书内产品型号; 若客户有要求, 依业务提供的内容
QTY:		XXX PCS		●	依实际每箱数量
G.W.:		N.W.:		●	依实际毛重, 净重
CTN NO.:		103/900		●	实际第1、2、3、...箱/总箱数
W/O NO.:		M1818090304A		●	依实际工单号
S/N:		 9799Z081009103A		●	

机型号

"8"代表2018年

"1009"代表10月9日

"103"代表第103箱

"A"代表生产拉别, A拉

此两处需一致  
"103"代表第103箱

备注:

1. 材质: 80P铜版纸 (来料为空白标签)
2. 颜色: 白底黑字, 公司内部打印
3. 背附胶, 粘贴在纸箱上后, 无翘边等不良;
4. 符合ROHS标准及茂硕环保要求
5. 使用空白料号3230200011