MOSO Industrial Park, Nanshan District, Shenzhen, Guangdong 518108, P. R. China
TEL: 86-755-27657000 27657555
P.C:518108
FAX: 86-755-27657908
http://www.mosopower.com

SPECIFICATION FOR REFERENCE

CUSTOMER:	
CUSTOMER P.N.:	
MODEL NO.:	**A30-Z7500R240-180C0-E**
PRODUCT NO.:	**SCXXX-E0**
SAMPLE DATE:	**2024-06-26**

CUSTOMER AUTHORIZED SIGNATURE		

Please return to us one copy of "SPECIFICATION FOR APPROVAL" with you approved signature.

ADD: MOSO Industrial Park, Nanshan District, Shenzhen, Guangdong 518108, P. R. China

TEL: 86-755-27657000 27657555 P.C.: 518108
FAX: 86-755-27657908
E-mail:moso@mosopower.com http://www.mosopower.com

MANUFACTURER AUTOGRAPH			
Reviser	**Confirm**	**Checked**	**Approval**

MOSO® 茂硕电源
股票代码：002660

茂硕电源科技股份有限公司
MOSO POWER SUPPLY TECHNOLOGY CO.,LTD

MOSO Industrial Park, Nanshan District,
Shenzhen, Guangdong 518108, P. R. China
TEL: 86-755-27657000 27657555
P.C:518108
FAX: 86-755-27657908
http://www.mosopower.com

E. C. LIST

Rev.	Description of Change		Changed Date	ECN No.
	Before	After		
A1	Original Release	---	2024-06-26	---

Form No.: QF-RD033-J Rev.A/3

MOSO Industrial Park, Nanshan District, Shenzhen, Guangdong 518108, P. R. China
TEL: 86-755-27657000 27657555
P.C:518108
FAX: 86-755-27657908
http://www.mosopower.com

** Table Of Content **

1. SCOPE 4
1.1. Description 4
1.2. Green Requirements 4
1.3. Energy Efficiency Requirements 4
2. Input Characteristics 5
2.1. Input Voltage & Frequency 5
2.2. Input AC Current 5
2.3. Inrush Current (cold start) 5
2.4. Averaged Efficiency 5
2.5. Energy Consumption 5
3. Output Characteristics 5
3.1. Static Output Characteristics <Vo & R+N> 5
3.2. Line/ Load Regulation 5
3.3. Turn - on Delay Time 5
3.4. Hold-up Time 5
3.5. Rise Time 5
3.6. Fall Time 5
3.7. Output Overshoot / Undershoot 5
3.8. Output Load Transient Response 5
4. Protection Requirements 6
4.1. Over Current Protection 6
4.2. Short Circuit Protection 6
4.3. Over Voltage Protection 6
5. Environment Requirements 6
5.1. Operating Temperature and Relative Humidity 6
5.2. Storage Temperature and Relative Humidity 6
5.3. Sea level 6
5.4. Vibration 6
5.5. Drop Test 6
6. Reliability Requirements 6
6.1. Burn-in 6
6.2. MTBF 6
6.3. E-caps lifetime 7
7. EMI/EMS Standards 7
7.1. EMI Standards 7
7.2. EMS Standards 7
8. Safety Standards 8

MOSO Industrial Park, Nanshan District, Shenzhen, Guangdong 518108, P. R. China
TEL: 86-755-27657000 27657555
P.C:518108
FAX: 86-755-27657908
http://www.mosopower.com

8.1. Dielectric Strength(Hi-pot) 8
8.2. Leakage Current 8
8.3. Insulation Resistance 8
8.4. Earthing Resistance 8
8.5. Regulatory Standards 8
9. Mechanical Outline Drawing 9
10. I/O Marking Drawing 10
11. Package Drawing 11

MOSO Industrial Park, Nanshan District, Shenzhen, Guangdong 518108, P. R. China
TEL: 86-755-27657000 27657555
P.C:518108
FAX: 86-755-27657908
http://www.mosopower.com

1. SCOPE

The document details the electrical, mechanical and environmental specifications of a SMPS, the power supply provide 180W continuous output power.

The power supply shall meet the HSF requirement.

1.1. Description

☒SMPS Adaptor(Wall mount) ☐SMPS Adaptor(Desk-top)

☐Open Frame ☐SMPS Unit (With Case)

☐Others

1.2. Green Requirements

☐RoHS:2011/65/EU & (EU) 2015/863;

☐REACH:1907/2006/EC;

☐Halogen-free:IEC 61249-2-21;

☐CA Prop 65;

☐POPs:(EU)2023/1608;

☐PAHs: 2005/69/EC;

☐Packaging Directive:94/62/EC;

☐US EPA Toxic Substances Control Act (TSCA);

☐MOSO Environmental standards: WI-QM006-G;

☐Others

1.3. Energy Efficiency Requirements

No.	Country	Energy efficiency abbreviation	Whether it meets the requirements/(YES/☒，NO/☐)
1	USA	DoE VI	☐
2		CEC	☐
3	Canada	NRCan	☐
4	Australia/New Zealand	GEMS	☐
5	Europe	Erp VI	☐
6		CoC V5 Tire 2	☐
7	South Korea	KMEPS	☐
8	Mexico	MEPS	☐
9	Byelorussia	MEPS	☐

MOSO Industrial Park, Nanshan District, Shenzhen, Guangdong 518108, P. R. China
TEL: 86-755-27657000 27657555
P.C:518108
FAX: 86-755-27657908
http://www.mosopower.com

2. Input Characteristics

2.1. Input Voltage & Frequency

The range of input voltage is from 90Vac to 264Vac single phase.

	Minimum	Nominal	Maximum
Input Voltage	90Vac	100Vac-240Vac	264Vac
Input Frequency	47Hz	50Hz /60Hz	63Hz

2.2. Input AC Current

2.5A max. @ 100-240Vac input & Full load.

2.3. Inrush Current (cold start)

The energy of inrush current should not be over the I^2T of fuse &bridge diodes

2.4. Averaged Efficiency

88% min. @115Vac, 230Vac input (@25%, 50%, 75% and 100% of max load).

2.5. Energy Consumption

No load Consumption ≤0.21W(115Vac/60Hz,230Vac/50Hz).

3. Output Characteristics

3.1. Static Output Characteristics <Vo & R+N>

Output	Rated Load		Output Range	R+N	Remark
Rate	Min. Load	Max. Load			
+24V	0.0A	7.5A	22.8V~ 25.2V	300mVp-p	100-240V

Ripple & Noise: Measurement is done by 20MHz bandwidth oscilloscope and the output paralleled a 0.1uF ceramic capacitor and a 10uF electrolysis capacitor. (Test under the condition of rated input and rated output at ambient temperature 25Deg)

3.2. Line/ Load Regulation

Output	Load Condition		Line Regulation	Load Regulation	Remark
Rate	Min. Load	Max. Load			
+24V	0.0A	7.5A	±2%	±5%	

3.3. Turn - on Delay Time

3S max. @100Vac to 240Vac input & Full load.

3.4. Hold-up Time

10mS min. @ Full load &115Vac/60Hz input＆full load.

3.5. Rise Time

50mS max. @ Full load

3.6. Fall Time

50mS max. @ Full load

3.7. Output Overshoot / Undershoot

10% max. When the power on or off, when it is the full input voltage and full load.

3.8. Output Load Transient Response

Output voltage within 22.8V~ 25.2V for load step from 25% to 50% to 25%,50% to 75% to

MOSO Industrial Park, Nanshan District, Shenzhen, Guangdong 518108, P. R. China
TEL: 86-755-27657000 27657555
P.C:518108
FAX: 86-755-27657908
http://www.mosopower.com

50% R/S: 0.25A/uS, Transient Response Recovery Time :200uS，Dynamic response overshoot 5%.

4. Protection Requirements

4.1. Over Current Protection

Over Current Point Limited: I＞9A (100-240Vac)

The output shall hiccup when the over currents applied to the output rail, and shall be self-recovery when the fault condition is removed.

4.2. Short Circuit Protection

The input power shall decrease when the output rail short, the power supply shall no damage, and shall be self-recovery when the fault condition is removed.

4.3. Over Voltage Protection

When the overvoltage protection is applied, the output power of the product will not be dam aged. When the overvoltage is removed, disconnect the input voltage and reconnect the in put voltage to restore the product to normal.

5. Environment Requirements

5.1. Operating Temperature and Relative Humidity

0℃ to +40℃

10%RH to 90%RH

5.2. Storage Temperature and Relative Humidity

-20℃ to +70℃

5%RH to 95%RH

5.3. Sea level

5,000 meters

5.4. Vibration

10 to 300Hz sweep at a constant acceleration of 1.0G(Breadth: 3.5mm) for 1Hour for each of the perpendicular axes X, Y, Z.

5.5. Drop Test

Height: 1m; the product should be fell off on the hardwood floor with the thickness of 20mm, Apply one times on all surfaces, total 6 times. The electric performance and Hi-Pot test must be OK after the drop tests.

6. Reliability Requirements

6.1. Burn-in

The power supply shall be burn-in for 4 Hours under normal input and 80% rated load at 40℃±5℃，the electric performance and Hi-Pot test must be OK.

6.2. MTBF

The MTBF shall be at least 50,000H at 25℃, under 100% load and 115V/230VAC input condition.

MOSO Industrial Park, Nanshan District, Shenzhen, Guangdong 518108, P. R. China
TEL: 86-755-27657000 27657555
P.C:518108
FAX: 86-755-27657908
http://www.mosopower.com

6.3. E-caps lifetime

The E-caps used in this PSU must be with lifetime of 3 years at 25℃@100% load@ 115Vac/60Hz and 230Vac/50Hz input.

7. EMI/EMS Standards

7.1. EMI Standards

GB/T9254.1 GB17625.1 FCC Part15 EN55032 EN55035

7.2. EMS Standards

7-2-1 EN 61000-4-2,electrostatic discharge(ESD) requirement

Discharge characteristic	Test level	judgment criteria
Air discharge	+/-8KV	B
Contact discharge	+/-4KV	B

7-2-2 EN 61000-4-3,radiated electromagnetic field susceptibility(rs)

Test level	judgment criteria
3V/m (r.m.s)	A
80-1000MHz,80%AM(1KHz) sine-wave	

7-2-3 EN 61000-4-4,electric fast transients(burst) immunity requirement

Coupling	Test level	judgment criteria
AC-input	1KV	A
AC-input	2KV	B

7-2-4EN 61000-4-5,surge capability requirement

Surge voltage	judgment criteria
Common mode +/-2KV	A
Differential mode +/-2KV	

7-2-5 EN 61000-4-6, Induced radio frequency fields conducted disturbances immunity requirement

Test level	judgment criteria
3V	A
0.15-80 MHz,80%AM(1KHz)	

MOSO Industrial Park, Nanshan District, Shenzhen, Guangdong 518108, P. R. China
TEL: 86-755-27657000 27657555
P.C:518108
FAX: 86-755-27657908
http://www.mosopower.com

7-2-6 Assessment criteria

Acceptance criteria	Performance
A	Agreed operational behavior within the specified limits
B	Time limited functional diminishment or malfunction during the tests is permitted. The function is self-reactivated by the unit following completion of the tests.
C	Malfunction is permitted .The function can be reactivated either by reconnection to the mains or by operator intervention.

8. Safety Standards

8.1. Dielectric Strength(Hi-pot)

Primary to Secondary:1800Vac /10mA max. / 60S (when safety testing)

Primary to Secondary: 1800Vac /5mA max. / 3S (when production)

8.2. Leakage Current

3.5mA max. at 264Vac / 60Hz

8.3. Insulation Resistance

100MΩ min. at primary to secondary add 500Vdc test voltage.

8.4. Earthing Resistance

Earthing Resistance：<0.1Ω at 12VDC/25A/1S.

8.5. Regulatory Standards

Type	Country	Standard	State	Note
CCC	China	GB4943.1	MEET	
CE	Europe	EN62368-1	MEET	
UL	USA	UL62368-1	MEET	

MOSO Industrial Park, Nanshan District, Shenzhen, Guangdong 518108, P. R. China
TEL: 86-755-27657000 27657555
P.C:518108
FAX: 86-755-27657908
http://www.mosopower.com

9. Mechanical Outline Drawing

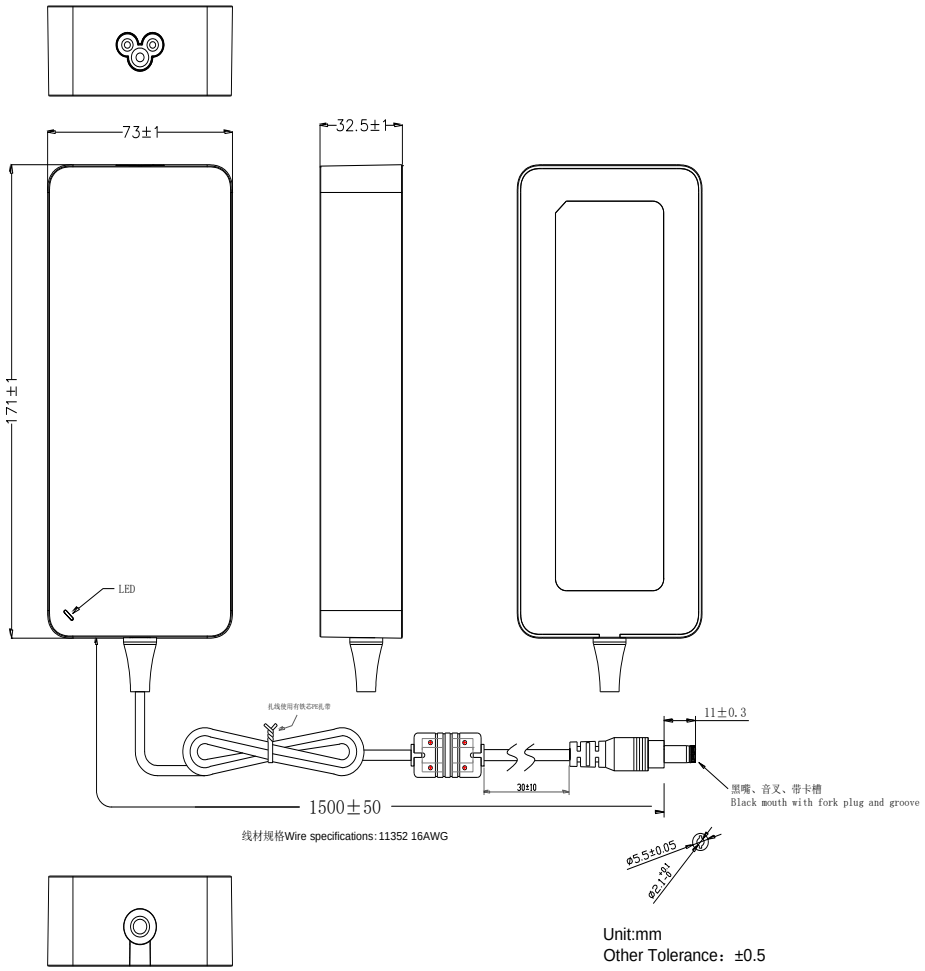

Case material: ■PC temperature resistance: 125℃.
□PC+ABS temperature resistance: 95℃.

Remark: 1) PC material compliances with ball pressure testing requirement.
2) The color of enclosure and DC cable are black(1101M).

MOSO Industrial Park, Nanshan District, Shenzhen, Guangdong 518108, P. R. China
TEL: 86-755-27657000 27657555
P.C:518108
FAX: 86-755-27657908
http://www.mosopower.com

10. I/O Marking Drawing

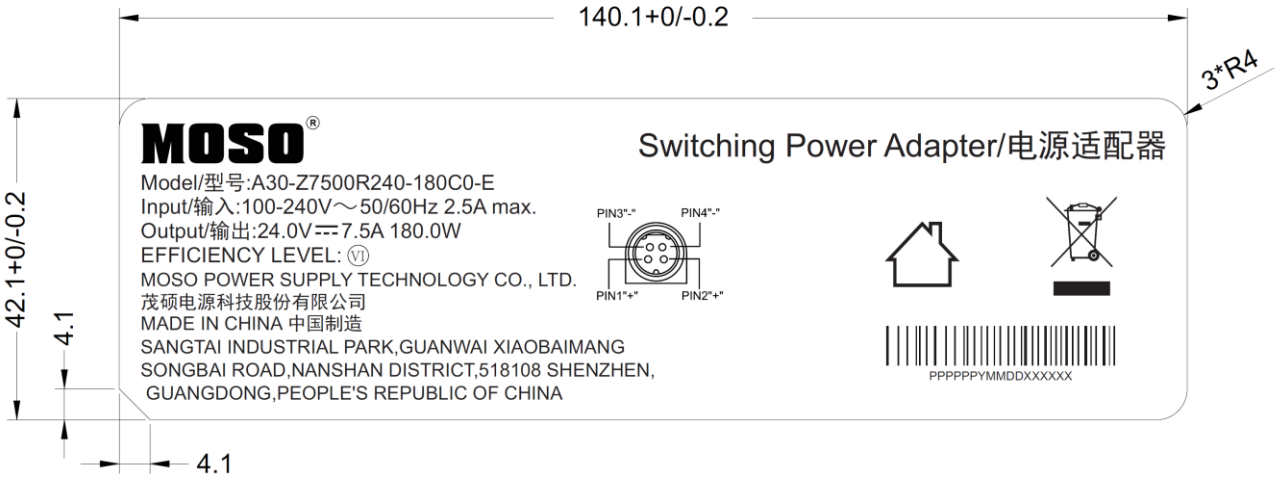

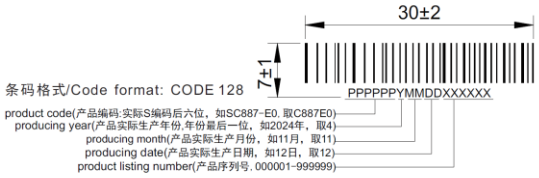

Remark:
1.Above label is laser engraved.
2.The height dimension of double insulation mark can NOT less than 5mm.
3.The height dimension of garbage bin mark can NOT less than 7mm.

MOSO Industrial Park, Nanshan District, Shenzhen, Guangdong 518108, P. R. China
TEL: 86-755-27657000 27657555
P.C:518108
FAX: 86-755-27657908
http://www.mosopower.com

11. Package Drawing

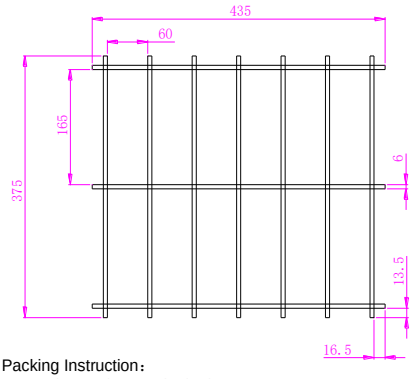

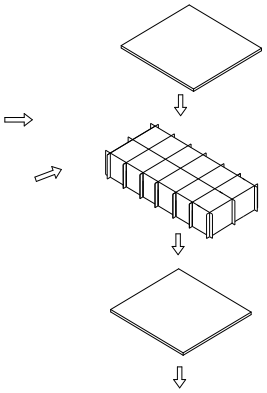

Packing Instruction：

1、the product put in the bag，
then the packing product put in the pattitioning card groove，12PCS/floor，
4 floors in all，48PCS/box
such as： 12pcs/floor*4floor=48PCS/box

2、the usage of the packing materials：
1)the usage of the partitioning card 435*375*75：4PCS
2)the usage of the bag 250*120：48PCS
3)the usage of the flat 435*375:5PCS
4)carton box 450*390*335：1PCS

3、Pallet stacke instruction:
1)Pallet size is:L1200*W950*H135mm
2)per floor set 6pcs
3)stacke per 3floor*6pcs carton
total 18 pcs carton

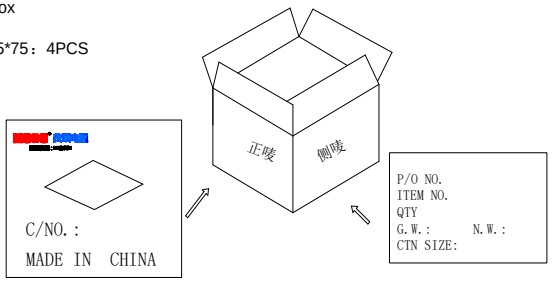

Carton size：450L*390W*335H

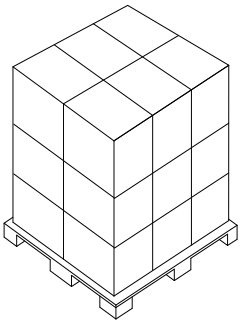

The pallet stack drawing

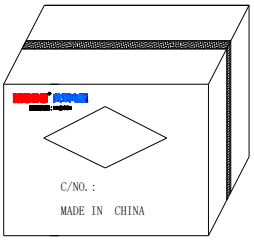

The product will be packed in the carton box and the box will be seled by the sticker

The requirement of PE bag packing: ☐PE bag without sealing by adhesive tape.
☐PE bag with sealing by adhesive tape
☐Other requirement

Remark: If the customer has not chose the PE bag packing way,
we will use the PE bag without sealing by adhesive tape.