

参考规格书

SPECIFICATION FOR REFERENCE

CUSTOMER: 客 户:	
CUSTOMER P.N.: 客户料号:	
MODEL NO.: 产品型号:	V40-Z5000R280-150J0-E
PRODUCT NO.: 产品编号:	SDXXX-E0
SAMPLE DATE: 送样日期:	2025-04-24

CUSTOMER AUTHORIZED SIGNATURE 客户承认签核		

Please return to us one copy of "SPECIFICATION FOR APPROVAL"
with you approved signature.

客户确认签字，盖章后请回传一份承认书给我司。

**ADD: MOSO Industrial Park, Nanshan District, Shenzhen, Guangdong
518108, P. R. China**

地址:深圳市南山区茂硕科技园

TEL: 86-755-27657000 27657555

P.C.: 518108

FAX: 86-755-27657908

E-mail:moso@mosopower.com

<http://www.mosopower.com>

MANUFACTURER AUTOGRAPH 制造商签名			
Reviser 修订	Confirm 确认	Checked 审查	Approval 批准

**** Table Of Content/目录 ****

1.	SCOPE.....	5
1.1.	Description /类型.....	5
1.2.	Green Requirements/环保要求.....	5
2.	Input Characteristics/输入特性.....	5
2.1.	Input Voltage & Frequency/输入电压与频率.....	5
2.2.	Input AC Current/AC 输入电流.....	5
2.3.	Inrush Current (cold start)/浪涌电流(冷启动).....	5
2.4.	Averaged Efficiency/平均效率.....	6
2.5.	Energy Consumption /空载功耗.....	6
2.6.	Power Factor /功率因数.....	6
3.	Output Characteristics/输出特性.....	6
3.1.	Static Output Characteristics <Vo & R+N>/静态输出特性.....	6
3.2.	Line/ Load Regulation/线性/负载调整率.....	6
3.3.	Turn - on Delay Time/开机延迟时间.....	6
3.4.	Hold-up Time/关机维持时间.....	6
3.5.	Rise Time/上升时间.....	7
3.6.	Output Overshoot / Undershoot/输出过冲/欠冲.....	7
3.7.	Output Load Transient Response/输出负载瞬态响应.....	7
4.	Protection Requirements/保护要求.....	7
4.1.	Over Current Protection/过流保护.....	7
4.2.	Short Circuit Protection/短路保护.....	7
4.3.	Over Voltage Protection/过压保护.....	7
5.	Environment Requirements/环境要求.....	7
5.1.	Operating Temperature and Relative Humidity/操作温/湿度要求.....	7
5.2.	Storage Temperature and Relative Humidity/存储温/湿度要求.....	7
5.3.	Sea level shall below 5,000 meters/海拔 5,000 米以下.....	8
5.4.	Vibration/振动.....	8
6.	Reliability Requirements/可靠性要求.....	8
6.1.	Burn-in/煲机.....	8
6.2.	MTBF Qualification/平均间隔故障时间估算.....	8
6.3.	E-caps lifetime/电容寿命.....	8
7.	EMI/EMS Standards/EMI/EMS 标准.....	8

7.1.	EMI Standards/EMI 标准.....	8
7.2.	EMS Standards/EMS 标准.....	8
8.	Safety Standards/安规标准	10
8.1.	Dielectric Strength(Hi-pot)/介电耐压强度(高压).....	10
8.2.	Leakage Current/漏电流	10
8.3.	Insulation Resistance/绝缘阻抗	10
8.4.	Output ground impedance test/输出对地阻抗测试	10
8.5.	Regulatory Standards/安规标准	10
9.	Mechanical Outline Drawing/外观示意图	11
10.	I/O Marking Drawing/铭牌示意图	12
11.	Package Drawing/包装示意图	13

1. SCOPE

The document detail the electrical, mechanical and environmental specifications of a SMPS, the power supply provide 140W continuous output power.

资料详细描述了一款 140W (连续输出功率)开关电源的电气性,结构性及环境等要求.

The power supply shall meet the **HSF** requirement.

此款电源符合 **HSF** 要求.

1.1. Description /类型

- SMPS Adaptor(Wall mount)/插墙式适配器 SMPS Adaptor(Desk-top)/桌面型适配器
 Open Frame/开放式结构 SMPS Unit (With Case)/带铁壳型
 Others/其他

1.2. Green Requirements/环保要求

- RoHS:2011/65/EU & (EU) 2015/863;
 REACH:1907/2006/EC;
 Halogen-free:IEC 61249-2-21;
 CA Prop 65;
 POPs:(EU)2023/1608;
 PAHs: 2005/69/EC;
 Packaging Directive:94/62/EC;
 US EPA Toxic Substances Control Act (TSCA);
 MOSO Environmental standards: WI-QM006-G;
 Others

2. Input Characteristics/输入特性

2.1. Input Voltage & Frequency/输入电压与频率

The range of input voltage is from 90Vac to 264Vac single phase.

输入电压范围: 从 90Vac 到 264Vac, 单相输入

	Minimum/最小	Nominal/额定值	Maximum/最大
Input Voltage/输入电压	90Vac	100 Vac~ 240 Vac	264Vac
Input Frequency/输入频率	47 Hz	60 Hz/ 50Hz	63Hz

2.2. Input AC Current/AC 输入电流

Input Voltage /输入电压	100Vac	240Vac	Full load
Input AC Current /AC 输入电流	2.5A Max	1.0A Max	Full load

2.3. Inrush Current (cold start)/浪涌电流(冷启动)

The energy of inrush current should :IFSM<80A, I2T<119.9 A2S.

冷启动时, 浪涌能量要满足以下两个要求: **IFSM<80A, I2T<119.9 A2S.**

Peak Forward Surge Current 8.3 ms Single Half Sine Wave Superimposed on Rated Load (JEDEC Method)	I _{FSM}	80	A
I ² T rating for fusing (1ms < t < 10ms)	I ² T	119.9	A ² S

2.4. Averaged Efficiency/平均效率

While input 115Vac/60Hz and 230Vac/50Hz, the average efficiency is more than 90%. The test point is at 25%,50%,75% and 100% of max load respectively.

输入电压 115Vac/60Hz 和 230Vac/50Hz 条件下, 平均效率不低于 90%。测试点分别是最大载的 25%,50%,75%和 100%。

2.5. Energy Consumption /空载功耗

No load Consumption ≤0.21W(115V/60Hz&230Vac/50Hz).

在额定输入 115V/60Hz 和 230Vac/50Hz 时,空载功耗≤0.21W。

2.6. Power Factor /功率因数

The PF should not be lower than 0.9 at 115/230Vac & full load.

输入电压 115Vac/230Vac 满载时, PF 值不低于 0.9

3. Output Characteristics/输出特性

3.1. Static Output Characteristics <Vo & R+N>/静态输出特性

Output	Rated Load/额定负载		Output Range	R+N	Remark
Rate	Min. Load	Rate.Load	输出电压范围	纹波与噪声	备注
+28V	0.0A	5.0A	26.6V ~ 29.4V	280mVp-p	100-240V

Ripple & Noise: Measurement is done by 20MHz bandwidth oscilloscope and the output paralleled a 0.1uF ceramic capacitor and a 10uF electrolytic capacitor. (test under the condition of rated input and rated output).

纹波与噪声: 量测时示波器选用 20MHz 带宽限制,输出端要并联一颗 0.1uF 的陶瓷电容和一颗 10uF 的电解电容。(在额定输入及输出的条件下检测)。

3.2. Line/ Load Regulation/线性/负载调整率

Output	Load Condition/负载条件		Line Regulation	Load Regulation	Remark
Rate	Min. Load	Rate.Load	线性调整率	负载调整率	备注
+28V	0.0A	5.0A	± 3%	± 5 %	

3.3. Turn - on Delay Time/开机延迟时间

3S max. @ 115Vac to 230Vac input & Full load.

输入电压 115Vac to 230Vac 满载时, 开机延迟时间不超过 3S。

3.4. Hold-up Time/关机维持时间

5mS min. @ Full load & 115Vac/60Hz input turn off at worst case

输入电压 115Vac/60Hz 满载时, 关机时间最差情况不小于 5 毫秒。

3.5. Rise Time/上升时间

30 mS max. @ Rated load.

额定负载时, 上升时间不超过 30 毫秒。

3.6. Output Overshoot / Undershoot/输出过冲/欠冲

10 % max. When the power on or off, when it is the full input voltage and full load.

开关机时, 输出过冲/欠冲均不大于 10%。

3.7. Output Load Transient Response/输出负载瞬态响应

Output voltage within 25.2V~30.8V for load step from 25% to 50% to 25%,50% to 75% to 50% R/S: 0.25A/uS, Transient Response Recovery Time :200uS, Dynamic response overshoot $\pm 10\%$.

输出电压在 25.2V~30.8V 之间,负载变化: 从 25% to 50% to 25%, 50% to 75% to 50%斜率: 0.25A/uS, 动态响应恢复时间: 200uS, 动态响应过冲 $\pm 10\%$ 。

4. Protection Requirements/保护要求

4.1. Over Current Protection/过流保护

Over Current Point Limited/过流点限制: $10A > I > 6A$ (100-240Vac)

The output shall hiccup when the over current applied to the output rail, and disconnect the input voltage and reconnect the input voltage to restore the product to normal..

当过电流时,输出将进入打嗝模式,当过流情况解除后, 断开输入电压, 再重新连接输入电压后, 产品恢复正常。

4.2. Short Circuit Protection/短路保护

The input power shall decrease when the output rail short, the power supply shall no damage, and disconnect the input voltage and reconnect the input voltage to restore the product to normal.

当输出短路时,产品输入功率降低且不会损伤,当短路情况解除后, 断开输入电压, 再重新连接输入电压后, 产品恢复正常。

4.3. Over Voltage Protection/过压保护

When the overvoltage protection is applied, the output power of the product will not be damaged. When the overvoltage is removed, disconnect the input voltage and reconnect the input voltage to restore the product to normal. Overvoltage protection. $OVP < 45V$.

当过压保护时,产品输出功率不会损伤,当过压情况解除后,断开输入电压, 再重新连接输入电压后, 产品恢复正常. $OVP < 45V$ 。

5. Environment Requirements/环境要求

5.1. Operating Temperature and Relative Humidity/操作温/湿度要求

0°C to +40°C

5%RH to 95%RH

5.2. Storage Temperature and Relative Humidity/存储温/湿度要求

-20°C to +85°C

10%RH to 95%RH non-condensing

5.3. Sea level shall below 5,000 meters/海拔 5,000 米以下

5.4. Vibration/振动

10 to 300Hz sweep at a constant acceleration of 1.0G(Breadth: 3.5mm) for 1Hour for each of the perpendicular axes X, Y, Z.

扫描频率: 10 to 300Hz, 加速度: 1.0G(位移: 3.5mm), X, Y, Z 三垂直坐标轴向各振动 1 小时.

6. Reliability Requirements/可靠性要求

6.1. Burn-in/煲机

The power supply shall be burn-in for 2Hours under normal input and 100% rated load at 40°C ± 5°C, the electric performance and Hi-Pot test must be OK

40°C ± 5°C, 电源在正常输入电压和 100%额定负载条件下老化 2 小时后, 电气性能及高压测试 OK.

6.2. MTBF Qualification/平均间隔故障时间估算

The MTBF of power supply shall be over than 30,000H @ 25°C 100% load. Test standard: SR-332.

平均间隔故障时间: 在 25°C, 额定输入与满载条件下, 至少工作 30,000 小时。测试标准: SR-332.

6.3. E-caps lifetime/电容寿命

The E-caps used in this PSU must be with lifetime of 26280 Hours @25°C under 100% load and 115V/230VAC input condition.

在 25°C的条件下, 输入电压 115V/230Vac,满载情况下, 电容寿命满足 26280 小时。

7. EMI/EMS Standards/EMI/EMS 标准

7.1. EMI Standards/EMI 标准

GB/T9254 GB17625.1

7.2. EMS Standards/EMS 标准

7-2-1 EN 61-4-2,electrostatic discharge(ESD) requirement/静电抗扰度要求

Discharge characteristic/静电规格	Test level/测试条件	Test criteria/测试标准
Air discharge/空气放电	+/- 8KV	B
Contact discharge/接触放电	+/- 4KV	B

7-2-2 EN 61-4-3, radiated electromagnetic field susceptibility(rs)/辐射骚扰场强

Test level/测试条件	Test criteria/测试标准
3V/m (r.m.s)	A
80-1MHz,80%AM(1KHz) sine-wave	

7-2-3 EN 61-4-4,electric fast transients(burst) immunity requirement/电快速瞬变脉冲群

Coupling/测试端口	Test level/测试条件	Test criteria/测试标准
AC-input/交流输入	0.5KV	B
AC-input/交流输入	1KV	B

7-2-4 EN 61-4-5,surge capability requirement/浪涌抗扰度要求

Surge voltage/雷击电压	Test criteria/测试标准
Common mode/共模 +/- 4KV	B
Differential mode/差模 +/-2KV	

7-2-5 EN 61-4-6, Induced radio frequency fields conducted disturbances immunity requirement/电源端子传导骚扰实验

Test level/测试条件	Test criteria/测试标准
3V	A
0.15-30 MHz,80%AM(1KHz)	

7-2-6 谐波 Harmonic:EN61-3-2

Test level/测试条件	Test criteria/测试标准
AC-input/交流输入 220V	B
DC-output/直流输出 FULL LOAD	

7-2-7 Assessment criteria /评估标准

Acceptance criteria 可接受标准	Performance 性能
A	Agreed operational behavior within the specified limits 性能不允许变化; 如果性能会发生变化, 则变化的范围在产品规格书规定的范围内.
B	Time limited functional diminishment or malfunction during the tests is permitted. The function is self-reactivated by the unit following completion of the tests. 设备在测试过程中,性能降低允许在产品规格书要求范围内,干扰消除后,设备能恢复正常,不允许出现复位和任何方式的人工干预.
C	Malfunction is permitted .The function can be reactivated either by reconnection to the mains or by operator intervention. 在测试过程中,设备允许出现业务中断,测试完毕后允许自行恢复或者人工干预恢复(包括硬件上干预); 测试中只允许初级防护器件损坏,并且更换损坏的初级防护器件后,设备能恢复正常

8. Safety Standards/安规标准

8.1. Dielectric Strength(Hi-pot)/介电耐压强度(高压)

Primary to Secondary: 1800Vac / 10mA max. / 60 second.

初级对次级: **1800Vac / 10mA max./ 60 秒(安规试验)** .

Primary to Secondary: 1800Vac / 5mA max. / 3 S.

初级对次级: **1800Vac / 5mA max. / 3S(生产作业)**.

8.2. Leakage Current/漏电流

0.5mA max. at 264Vac / 60Hz.

8.3. Insulation Resistance/绝缘阻抗

100MΩ min. at primary to secondary add 500Vdc test voltage.

在初级与次级之间加载测试电压 **500V** 测试, 绝缘阻抗最小 **100M Ω** .

8.4. Output ground impedance test/输出对地阻抗测试

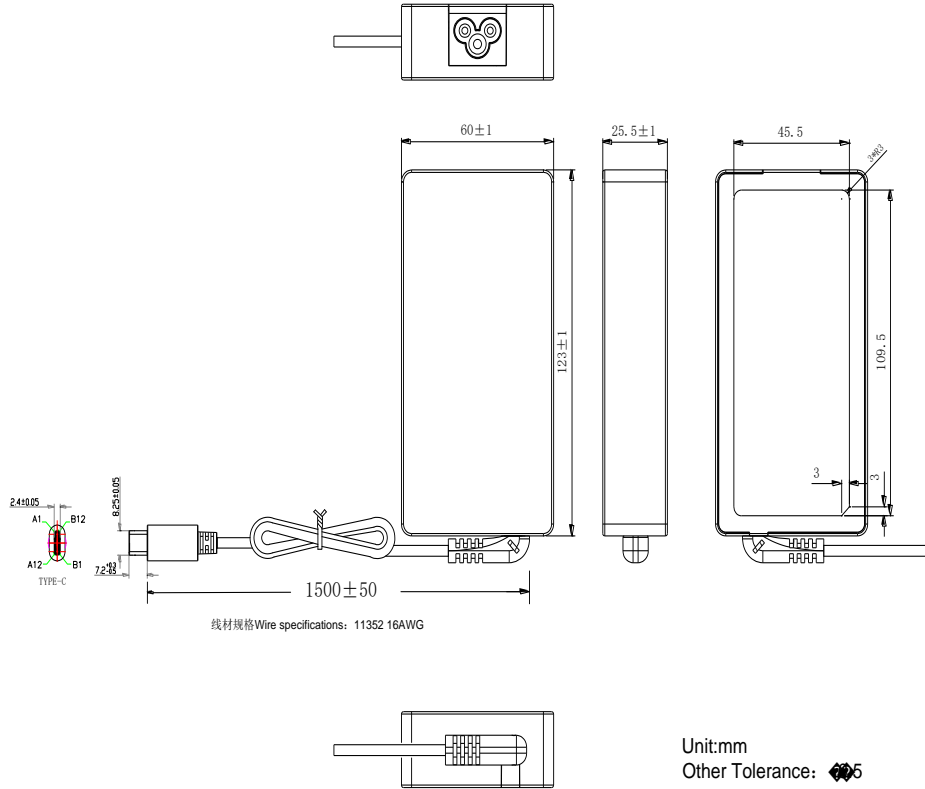
The resistance value of output V to PE is 51KΩ±5%.

输出 V-对 PE 的阻值为 51KΩ±5%.

8.5. Regulatory Standards/安规标准

Type/安规	Country/国家	Standard/标准	State/状况	
CCC	China	GB4943.1	APPROVAL	

9. Mechanical Outline Drawing/外观示意图



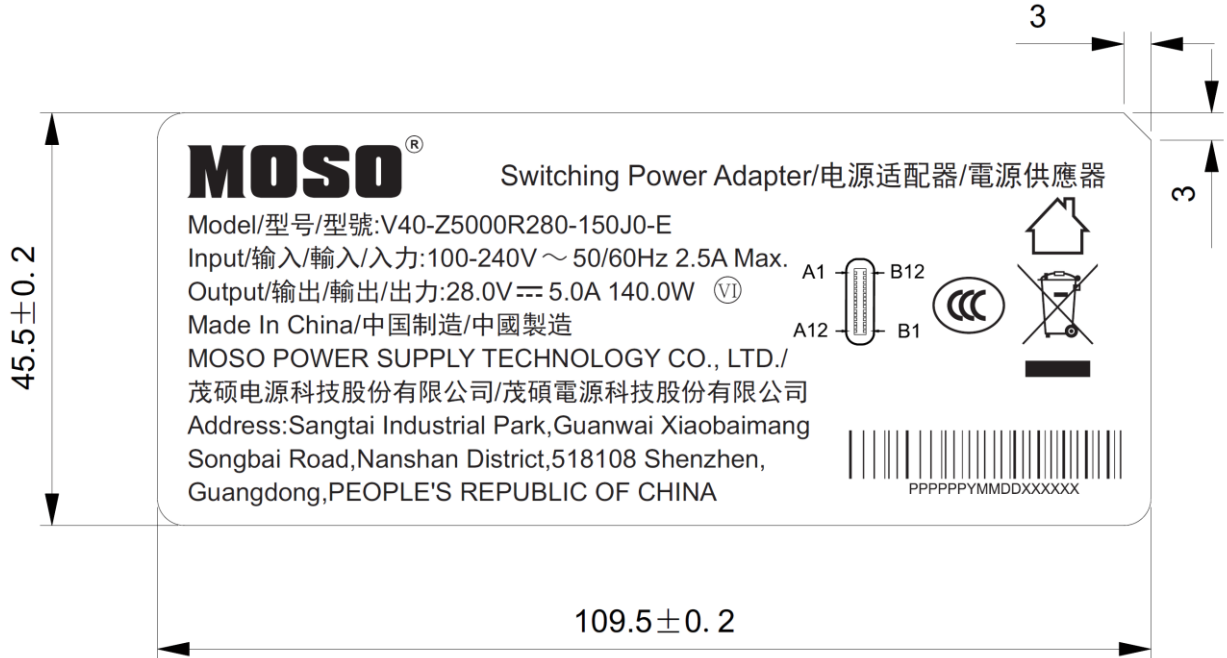
外壳材质: PC 耐温: 120°C

PC+ABS 耐温: 95°C

备注: 1)PC 材质符合球压测试要求

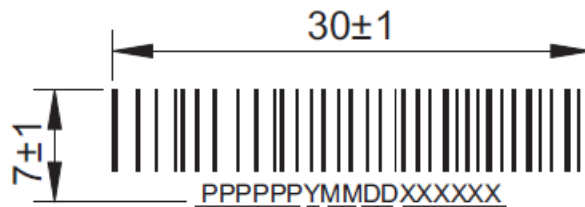
2)外壳与线材为黑色 (2201M)

10. I/O Marking Drawing/铭牌示意图



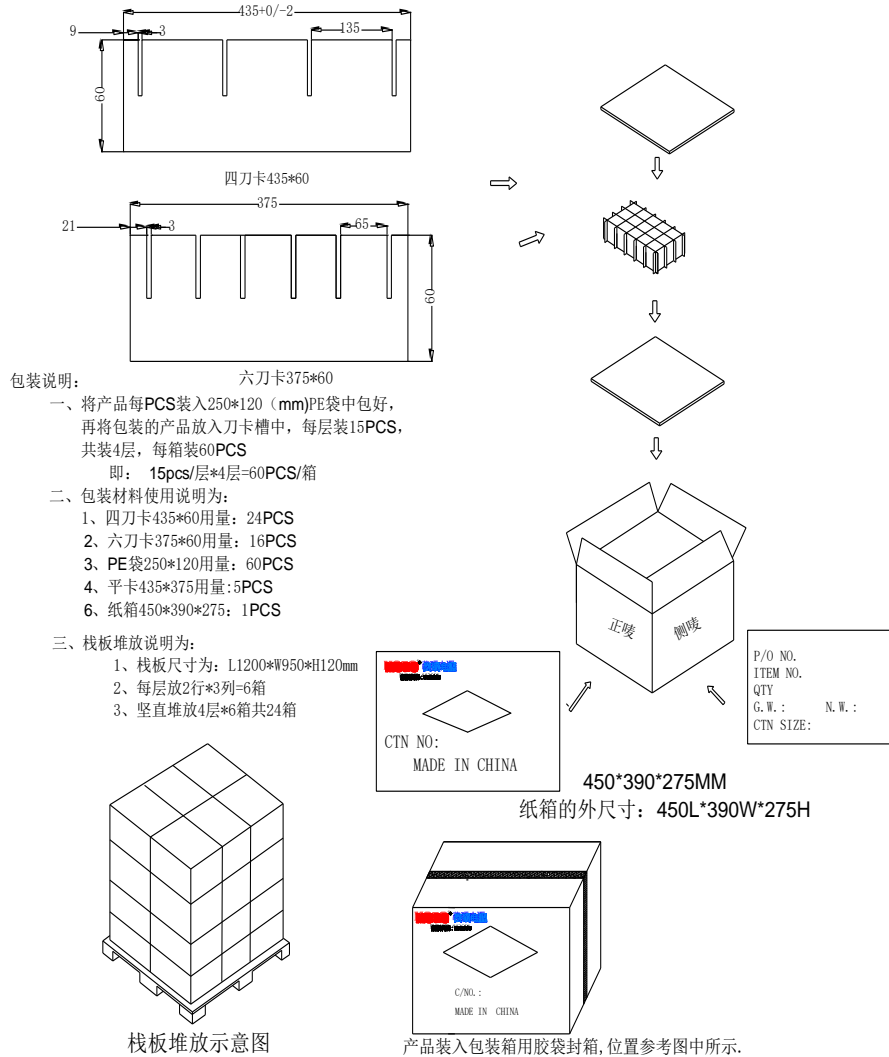
Remark:

1. Above label is laser engraved.
2. The height dimension of double insulation mark and CE mark can NOT less than 5mm.
3. The height dimension of garbage bin mark can NOT less than 7mm.



- product code(产品编码:实际S编码后六位, 如SD313-E0,取D313E0)
- producing year(产品实际生产年份,年份最后一位, 如2025年, 取5)
- producing month(产品实际生产月份, 如11月, 取11)
- producing date(产品实际生产日期, 如12日, 取12)
- product listing number(产品序列号,000001-999999)

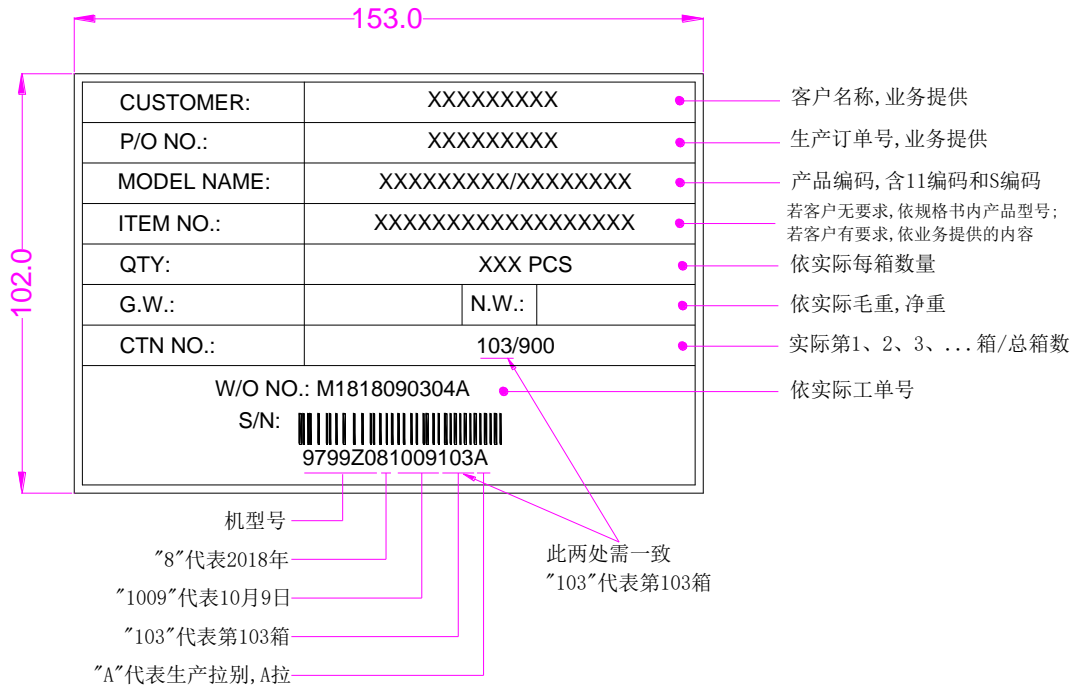
11. Package Drawing/包装示意图



- PE 袋包装要求: PE 袋不用胶带封口;
 PE 袋用胶带封口;
 其它要求;

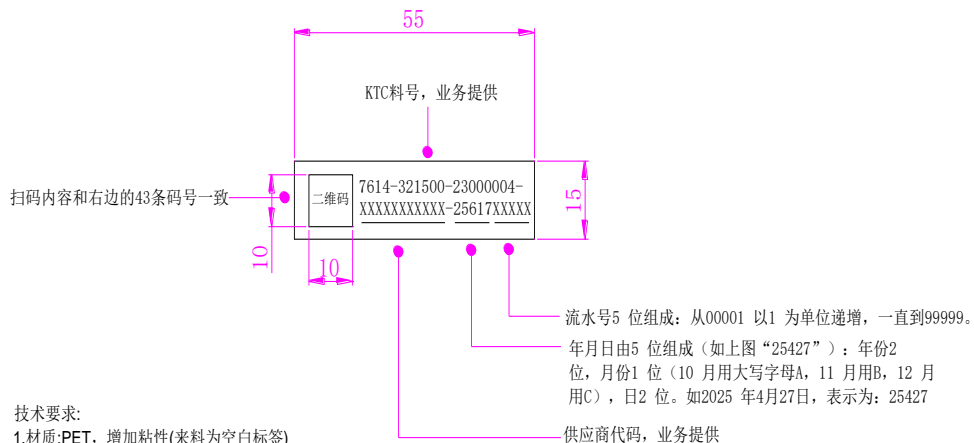
备注: 若客户未进行选择 PE 袋包装要求或备注时,
 我司默认采用 PE 袋不用胶带封口包装方式.

Carton label



备注:

1. 材质: 80P铜版纸 (来料为空白标签)
2. 颜色: 白底黑字, 公司内部打印
3. 背附胶, 粘贴在纸箱上后, 无翘边等不良;
4. 符合ROHS标准及茂硕环保要求
5. 使用空白料号3230200011



技术要求:

1. 材质: PET, 增加粘性 (来料为空白标签)
2. 颜色: 白底黑字, 公司内部打印
3. 背附胶, 粘贴在PE袋上后, 无翘边等不良;
4. 符合ROHS标准及茂硕环保要求
5. 粘贴撕下后不可有残留胶
6. 料号: 3230100573